



Strong enhancement of level densities in the crossover from spherical to deformed neodymium isotopes



M. Guttormsen^{a,*}, Y. Alhassid^b, W. Ryssens^{b,1}, K.O. Ay^c, M. Ozgur^c, E. Algin^{c,d}, A.C. Larsen^a, F.L. Bello Garrote^a, L. Crespo Campo^a, T. Dahl-Jacobsen^a, A. Gørgen^a, T.W. Hagen^a, V.W. Ingeberg^a, B.V. Kheswa^{a,e}, M. Klintefjord^a, J.E. Midtbø^a, V. Modamio^a, T. Renstrøm^a, E. Sahin^a, S. Siem^a, G.M. Tveten^a, F. Zeiser^a

^a Department of Physics, University of Oslo, N-0316 Oslo, Norway

^b Center for Theoretical Physics, Sloane Physics Laboratory, Yale University, New Haven, CT 06520, USA

^c Department of Physics, Eskisehir Osmangazi University, Faculty of Science and Letters, TR-26040 Eskisehir, Turkey

^d Department of Electrical and Electronics Engineering, AAT Science and Technology University, 01250 Adana, Turkey

^e Department of Physics, University of Johannesburg, P.O. Box 524, Auckland Park 2006, South Africa

ARTICLE INFO

Article history:

Received 24 November 2020

Received in revised form 11 February 2021

Accepted 8 March 2021

Available online 12 March 2021

Editor: B. Blank

Keywords:

Nuclear level density

Oslo method

Shell model Monte Carlo

Mean-field theory

Collective enhancement

ABSTRACT

Understanding the evolution of level densities in the crossover from spherical to well-deformed nuclei has been a long-standing problem in nuclear physics. We measure nuclear level densities for a chain of neodymium isotopes $^{142,144-151}\text{Nd}$ which exhibit such a crossover. These results represent the most complete data set of nuclear level densities to date for an isotopic chain between neutron shell-closure and towards mid-shell. We observe a strong increase of the level densities along the chain with an overall increase by a factor of ≈ 150 at an excitation energy of 6 MeV and saturation around mass 150. Level densities calculated by the shell model Monte Carlo (SMMC) are in excellent agreement with these experimental results. Based on our experimental and theoretical findings, we offer an explanation of the observed mass dependence of the level densities in terms of the intrinsic single-particle level density and the collective enhancement.

© 2021 The Author(s). Published by Elsevier B.V. This is an open access article under the CC BY license (<http://creativecommons.org/licenses/by/4.0/>). Funded by SCOAP³.

1. Introduction

Compound-nucleus reaction cross sections are indispensable in a variety of applications such as understanding stellar nucleosynthesis [1], designing next-generation nuclear reactors [2], and optimizing transmutation of nuclear waste [3]. Such reactions are well understood by Hauser-Feshbach theory [4], but this theory requires as input statistical nuclear properties, such as the nuclear level density (NLD). However, the microscopic calculation of NLDs in the presence of correlations is a challenging many-body problem. Furthermore, experimental data are usually limited to low excitation energies [5] and neutron resonance measurements at the neutron separation energy [6], making it difficult to benchmark theoretical models.

Understanding the effects of deformation on the NLD is a long-standing open problem in nuclear physics; see, e.g., Ref. [7] and references therein. In the absence of pairing correlations, there are two main competing effects that influence the NLD of a deformed nucleus as compared to a spherical nucleus of similar mass: (i) in mean-field theory the onset of deformation breaks the magnetic degeneracy of the spherical single-particle levels, leading to an effective decrease of the average single-particle level density at the Fermi energy [8], and thus lowering the NLD; and (ii) rotational bands built on top of each of these intrinsic mean-field configurations lead to enhancement of the NLD [9,10].

Bjørnholm et al. [9] predicted a collective enhancement factor ≈ 10 for vibrations and ≈ 100 for rotations, altogether a factor of ≈ 1000 . In empirical Fermi gas models, effects of collectivity are often absorbed in an effective energy-dependent level density parameter that was introduced to account for shell effects and pairing correlations [11]. Alternatively, various phenomenological NLD models [12–17] were modified to include empirical enhancement factors explicitly. Modern combinatorial and mean-field methods must also be augmented by phenomenological collective enhancement factors [18–20].

* Corresponding author.

E-mail addresses: m.s.guttormsen@fys.uio.no (M. Guttormsen), yoram.alhassid@yale.edu (Y. Alhassid).

¹ Current address: Institut d'Astronomie et d'Astrophysique, Université Libre de Bruxelles, Campus de la Plaine CP 226, BE-1050 Brussels, Belgium.

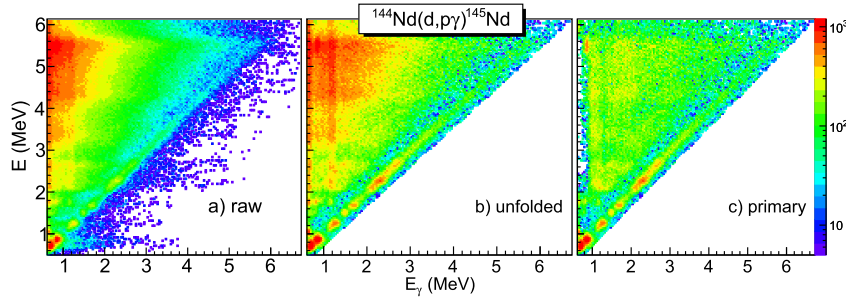


Fig. 1. Matrices with initial excitation energy E versus γ -ray energy E_γ from particle- γ coincidences obtained by the $^{144}\text{Nd}(d, p\gamma)^{145}\text{Nd}$ reaction. The first steps of the Oslo method consist of establishing the a) raw, b) unfolded, and c) primary γ -ray matrices.

Recent shell-model Monte Carlo (SMMC) calculations [21,22] indicated a significantly smaller collective enhancement than suggested by Bjørnholm et al. [9]. However, as stated by Junghans et al. [23], experimental information on the NLD is mandatory for quantifying this effect. A reliable theoretical model should reproduce the NLD well not only at the low-lying discrete levels and at the neutron resonance energy, but also for a broad excitation-energy region. The Oslo method used in this work provides the functional form of the NLD in the energy range between the low-lying discrete levels and the neutron separation energy, where often there is no other experimental data available. Some preliminary results of the present work were reported in Ref. [24].

We present a systematic study of the NLD for a chain of neodymium isotopes, starting from ^{142}Nd at the $N = 82$ shell closure and up to the well-deformed ^{151}Nd , probing the effect of collectivity on the NLD in an unprecedented way. We have also performed microscopic SMMC calculations for ^{142}Nd up to ^{152}Nd and find them to be overall in excellent agreement with experiment. We show that the combined effect of a decrease in the single-particle level density with mass number and a collective enhancement results in an increase of the NLD with deformation that saturates around mass 150.

2. Experiment

The light-ion reactions were performed at the Oslo Cyclotron Laboratory. The targets were metallic foils of $^{142,144,146,148,150}\text{Nd}$ with thicknesses of ≈ 2 mg/cm² and enrichments of $\approx 97\%$. The targets were bombarded with proton and deuteron beams of energies 16.0 MeV and 13.5 MeV, respectively. The SiRi particle-telescope system [25] was applied to determine the outgoing particle type and energy. The 64 particle telescopes were located ≈ 5 cm from the target in eight angles between 126° and 140° with respect to the beam direction. The particle energy resolution was ≈ 150 keV (FWHM). The γ rays following the reactions were measured with the NaI(Tl) scintillator array CACTUS [26] and the LaBr₃(Ce) scintillator array OSCAR. Additional details are provided in the Supplemental Material [27].

3. The Oslo method

We extract the NLD for $^{142,144-151}\text{Nd}$ applying the Oslo method [28,29] for a set of particle- γ ray coincidences. From the measured ejectile, we obtain information on the initial excitation energy E of the residual nucleus. The γ rays detected in coincidence with the ejectile reveal the decay properties from this specific excitation energy. Fig. 1a shows how the data are sorted into a matrix of initial excitation energies E versus the γ -ray energy E_γ . This raw matrix is unfolded for each excitation energy bin (Fig. 1b) using the known detector response functions [30,32]. Finally, the first generation (primary) γ -ray matrix $P(E_\gamma, E)$ is obtained, see Fig. 1c. The first-generation procedure is based on an iterative subtraction technique [31] which separates the distribution of the first emitted γ rays from all available γ cascades.

Table 1

Parameters for extracting NLD and systematic uncertainties in neodymium isotopes. Also listed are the quadrupole deformation β_2 and temperature T_{CT} of Eq. (3).

A	β_2	T_{CT} (MeV)	S_n (MeV)	$\sigma(S_n)$ RMI	D_0 (eV)	$\rho(S_n)$ (10^6 MeV ⁻¹)
142	0.092(2)	0.65(5)	9.828	6.6(7)	19(4) ^c	1.23(35) ^b
143	0.109(5) ^a	0.61(3)	6.124	6.1(6)	1035(135)	0.07(2)
144	0.125(2)	0.63(3)	7.817	6.3(6)	37.6(21)	0.32(5)
145	0.138(5) ^a	0.59(3)	5.755	5.9(6)	450(50)	0.16(4)
146	0.151(2)	0.62(3)	7.565	6.2(6)	17.8(7)	0.67(11)
147	0.176(5) ^a	0.57(3)	5.292	5.8(6)	346(50)	0.20(5)
148	0.200(2)	0.59(3)	7.333	6.1(6)	5.9(11)	2.4(6)
149	0.242(5) ^a	0.54(3)	5.039	5.8(6)	165(14)	0.42(9)
150	0.283(2)	0.61(4)	7.376	6.2(6)	3.0(10) ^c	4.8(18) ^b
151	0.314(10) ^a	0.54(3)	5.335	6.0(6)	169(11)	0.43(9)
152	0.345(9)		7.278	6.3(6)		

^a Interpolated between even- A neighbors.

^b Scaled from systematics [27].

^c Adjusted to reproduce $\rho(S_n)$.

The next step in the Oslo method is to factorize the primary γ -ray matrix by

$$P(E_\gamma, E) \propto \mathcal{T}(E_\gamma)\rho(E - E_\gamma). \quad (1)$$

Here, we have applied the Brink hypothesis [33]: the γ -ray transmission coefficient \mathcal{T} is approximately independent of excitation energy and spin/parity. The factorization is justified by Fermi's golden rule [34,35], which states that the decay rate is proportional to the NLD at the final excitation energy after emitting the primary γ ray. The fitting procedure performed using Eq. (1) enables the simultaneous extraction the NLD and the γ -ray transmission coefficient. However, it has been shown [28] that any transformation of the form

$$\rho(E - E_\gamma) \rightarrow A \exp[\alpha(E - E_\gamma)]\rho(E - E_\gamma), \quad (2)$$

gives the same fit to $P(E_\gamma, E)$. To determine the parameters A and α in (2), we use other experimental data. At low excitations, we normalize the NLD to known discrete levels [36]. At high excitations, we used the measured average neutron s -wave resonance spacing D_0 [37] at the neutron separation energy S_n .

To convert the measured D_0 to total level density, we use the spin cutoff model [38,39]. The values $\sigma(S_n)$ of the spin cutoff parameter at the neutron separation energy S_n are estimated based on a rigid-body moment of inertia (RMI) [27] and are tabulated in Table 1. Table 1 also includes the quadrupole deformation β_2 from Ref. [40] and the temperature T_{CT} extracted by fitting the constant-temperature formula

$$\rho_{\text{CT}}(E) = (1/T_{\text{CT}}) \exp[(E - E_0)/T_{\text{CT}}] \quad (3)$$

to the high-energy data points, where E_0 is a shift parameter to match $\rho(S_n)$ [27]. Equation (3) is used to extrapolate the experimental NLD to higher excitation energies than measured.

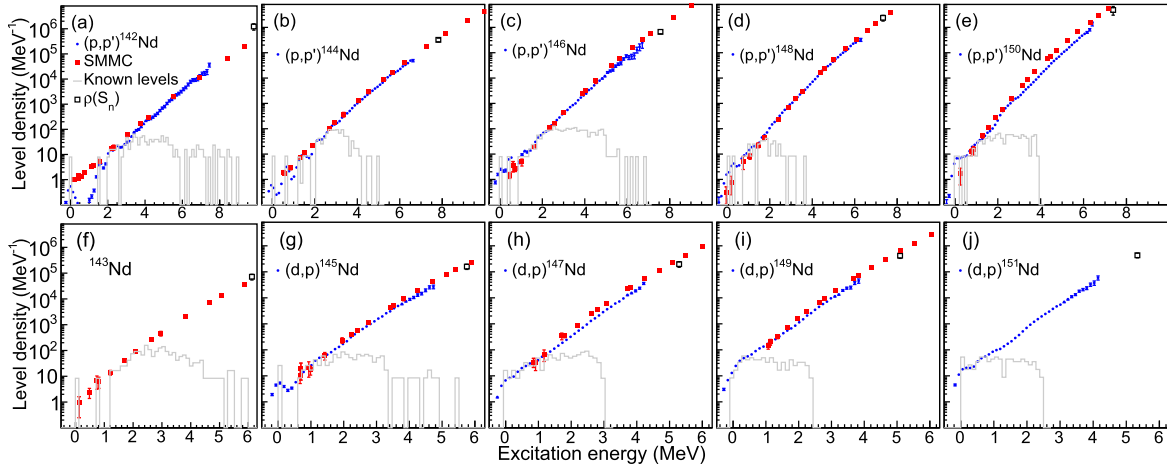


Fig. 2. Experimentally extracted NLDs (solid blue circles) of the $^{142,144-151}\text{Nd}$ isotopes. The gray histograms show the NLD of known discrete levels. The total NLDs evaluated from neutron capture resonance spacings D_0 are displayed as open black squares. SMMC level densities for the $^{142-150}\text{Nd}$ isotopes are shown by solid red squares.

4. SMMC calculations

The SMMC method [41,42] enables the exact calculation (up to statistical errors) of NLDs in the framework of the configuration-interaction (CI) shell model. This method allows us to use many-particle model spaces that are many orders of magnitude larger than those that can be treated by conventional shell model methods [43]. In contrast to combinatorial and mean-field approaches, the SMMC approach does not require any empirical enhancement factors, and is therefore a suitable approach for studying the deformation dependence of the NLD.

We carried out SMMC calculations in the proton-neutron formalism [44] for the chain of neodymium isotopes $^{142-152}\text{Nd}$. The CI shell model space includes the complete $50-82$ shell plus the $1f_{7/2}$ orbital for protons, and the complete $82-126$ shell plus the $0h_{11/2}$ and $1g_{9/2}$ orbitals for neutrons. The effective interaction parameters are given in Ref. [21]. For the odd-mass isotopes, there is a sign problem associated with the projection on an odd number of neutrons at low temperatures and the ground-state energies were taken from Ref. [45]. The latter estimated ground-state energies for all the odd neodymium isotopes in the chain with the exception of ^{151}Nd .

In contrast to state densities that count the $2J+1$ degeneracy of each level with spin J , the measured level densities count each such level only once. In SMMC, the level densities are obtained by projection on $M=0$ ($M=1/2$) for even-mass (odd-mass) nuclei [46,47]. SMMC state densities for the neodymium isotopes were presented in Ref. [48]. We provide more details for the SMMC calculations in the Supplemental Material [27].

5. Results

In Fig. 2 we compare the experimentally extracted NLDs of $^{142,144-151}\text{Nd}$ with the SMMC results. Above an excitation energy of $\sim 2-3$ MeV, the experimental NLDs are almost linear in a logarithmic scale and are well-described by the constant-temperature formula (3). It was conjectured that this behavior emerges once the first pair of nucleons is broken [49–51], i.e., for an excitation energy $E > 2\Delta$, where Δ is the pairing gap. In contrast to recent findings in $^{167,168,169}\text{Tm}$ [52], we do not observe any experimental or theoretical signatures of irregular bumps in the NLD curves.

Fig. 3 shows the experimental and SMMC NLDs from Fig. 2 at three excitation energies of 2.5, 5 and 7.5 MeV as a function of deformation β_2 . The deformation of the even-mass isotopes is determined from the compilation of Pritychenko et al. [40], using

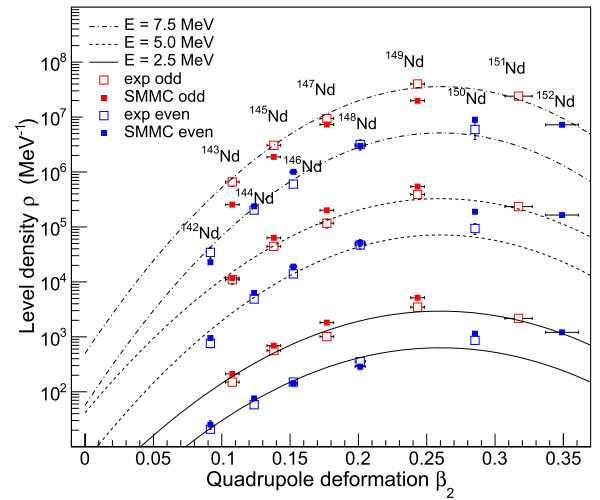


Fig. 3. Experimental (open squares) and SMMC (solid squares) level densities for $^{142-151}\text{Nd}$ at excitation energies $E = 2.5, 5.0$ and 7.5 MeV. The experimental data points at $E = 7.5$ MeV are extrapolated using the constant-temperature formula (3) with values of T_{CT} given in Table 1. The curves are calculated from Eq. (4); see text.

the measured $B(E2)$ values between the ground state and the first excited 2^+ state. For the odd-mass isotopes, we assume a deformation that is the average of their even-mass neighbors. These values of β_2 are listed in Table 1; see also the Supplemental Material [27].

At excitation energies of 2.5 MeV and 7.5 MeV, the NLD is determined, respectively, by known low-lying discrete levels which we assume to be a complete set and by the average neutron resonance spacing D_0 , while at the intermediate excitation energy of 5 MeV, the NLD is determined by the Oslo method. We find that the deformation dependence of the experimental NLDs at these three excitation energies follow closely the empirical form

$$\rho(\beta_2) = C \exp[-\eta(\beta_2 - \beta_2^{\text{max}})], \quad (4)$$

where C and η are fit parameters and $\beta_2^{\text{max}} = 0.25$. The resulting fits of Eq. (4) to the experimental data are shown by the curves in Fig. 3. We obtain similar values of the parameter η for the even- and odd-mass isotopes with $\eta = 118, 136$ and 166 at $E = 2.5, 5.0$ and 7.5 MeV, respectively. There is a strong odd-even effect where the NLD of an odd-mass nucleus is higher than the NLDs of its even-mass neighbors, which can be attributed to the blocking effect of the odd neutron [53].

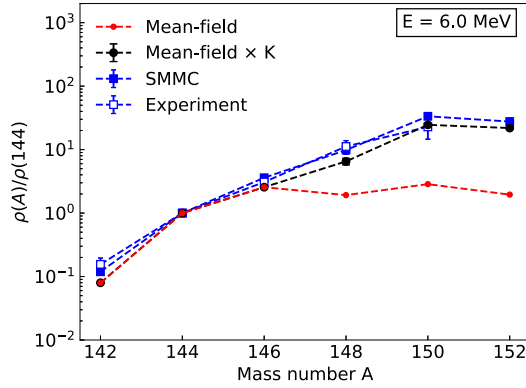


Fig. 4. The total enhancement $\rho(A)/\rho(A=144)$ of the NLDs of the even-mass neodymium isotopes relative to ^{144}Nd at $E=6$ MeV. This enhancement, as determined from experiment (open blue squares), is compared with SMMC (solid blue squares), mean field (red circles) and the mean-field corrected by the collective enhancement factor K (black circles). $K \approx 3.4, 8.6, 11.2$ in $^{148}, ^{150}, ^{152}\text{Nd}$, respectively.

We observe overall excellent agreement between the experimental and SMMC NLDs. The increase in the NLD with mass number and its saturation are well reproduced for both the even- and odd-mass isotopes up to mass 150. In general, we find larger deviations for the odd-mass isotopes, in particular at the highest energy of $E=7.5$ MeV. We note, however, that the experimental results at this energy are estimated by extrapolating the Oslo data beyond the neutron separation energy using the constant-temperature formula (3), and thus the comparison is not as conclusive as for the even-mass isotopes.

The systematics based on Eq. (4) describe a decrease in NLD beyond neutron number $N=90$. While no experimental data are available for ^{152}Nd and beyond, such a decrease was recently reported in the neighboring samarium isotopes, in which the NLD of ^{155}Sm is more than two-fold lower than the NLD of ^{153}Sm [54]. The SMMC calculations in the neodymium isotopes do not show such a decrease of the NLD between $N=90$ and $N=92$, as can be seen in Fig. 3.

6. Explanation of the mass dependence

Fig. 4 shows the total enhancement of the NLD at $E=6$ MeV of the even-mass neodymium isotopes relative to the NLD of ^{144}Nd , the lightest isotope in the chain for which an experimental value of D_0 exists. Overall, we observe excellent agreement between experiment and the SMMC results. We find a large enhancement in the experimental NLD by a factor of ≈ 150 for ^{150}Nd (relative to ^{142}Nd). The observed collective enhancement is substantially less than that predicted by the model Bjørnholm et al. [9]. This model was implemented in Ref. [22] in the context of CI shell model Hamiltonians (see Sec. IV.B.6) and was shown to overestimate the rotational enhancement factor when compared with exact SMMC results.

We calculated the intrinsic mean-field state density ρ_{mf} using the methods of Refs. [22,55] and employing the same effective interaction as in the SMMC calculations. This intrinsic density is determined mostly by the average single-particle level density $g_n(\epsilon_F)$ of the neutrons at the Fermi energy ϵ_F . In deformed nuclei, rotational bands built on top of intrinsic band heads lead to an enhancement of the total state density, described by a collective enhancement factor $K = \rho_{\text{state}}/\rho_{\text{mf}}$ [21]. In Fig. 2 of the Supplemental Material [27] we show the calculated K as a function of excitation energy for ^{150}Nd . This collective enhancement of ρ_{state} is also reflected in the total level density, since these two densities are related by a spin cutoff parameter that is only weakly dependent on mass. Thus, the mass dependence of the NLD is de-

termined by two factors: ρ_{mf} and K . With 82 neutrons, ^{142}Nd is semi-magic and its neutron Fermi energy is in the middle of the shell gap and is thus characterized by a relatively low $g_n(\epsilon_F)$. As we start filling the 82 – 126 major shell in ^{144}Nd , the neutron Fermi energy rises, so that it is close to the $2f_{7/2}$ orbital, leading to a sharp increase in $g_n(\epsilon_F)$ and thus in ρ_{mf} . The $g_n(\epsilon_F)$ of the spherical mean-field solution continues to increase in ^{146}Nd , though at a more moderate rate. The increase in ρ_{mf} is shown by the red circles in Fig. 4. The mean-field solution for our shell model interaction becomes deformed starting in ^{148}Nd . Deformation lifts the spherical degeneracy of the single-particle levels and decreases $g_n(\epsilon_F)$ in the deformed isotopes, leading to a decrease in ρ_{mf} compared to ^{146}Nd . This decrease is compensated by the rise of K with deformation. As a result, the total NLD enhancement increases with mass but saturates around ^{150}Nd , for which the SMMC NLD is very similar to that in ^{152}Nd . This is shown by the black circles in Fig. 4, describing the product of K and the increase of ρ_{mf} (relative to ^{144}Nd), and follow closely the observed total enhancement of the NLD with mass number A .

7. Conclusions

We extracted experimental NLDs for a long chain of neodymium isotopes using the Oslo method. We observed a large total enhancement of the NLD in the crossover from spherical to deformed isotopes, which saturates around $A=150$. The availability of experimental data for such a long isotopic chain makes these isotopes an excellent benchmark for testing the quality of current and future NLD models. We calculated SMMC NLDs of these isotopes in the framework of the CI shell model and found them to be overall in excellent agreement with the experimental NLDs. We explained the mass dependence of the NLDs by the combined effects of the intrinsic single-particle level density and of the collective enhancement.

Declaration of competing interest

The authors declare that they have no known competing financial interests or personal relationships that could have appeared to influence the work reported in this paper.

Acknowledgements

We thank J.C. Müller, P. Sobas and J. Wikne for providing excellent experimental conditions. This work is supported by The Scientific and Technological Research Council of Turkey (TUBITAK) with project number 115F196. A.C.L. acknowledges funding of this research by the European Research Council through ERC-STG-2014, grant agreement no. 637686. A.C.L. acknowledges support from the “ChETEC” COST Action (CA16117), supported by COST (European Cooperation in Science and Technology). This work benefited from support by the National Science Foundation under Grant No. PHY-1430152 (JINA Center for the Evolution of the Elements). This work was supported in part by the National Science Foundation under Grant No. OISE-1927130 (IRENA). The work of Y.A. and W.R. was supported in part by the U.S. DOE grant No. DE-SC0019521. The SMMC calculations used resources of the National Energy Research Scientific Computing Center, which is supported by the Office of Science of the U.S. Department of Energy under Contract No. DE-AC02-05CH11231. We also thank the Yale Center for Research Computing for guidance and use of the research computing infrastructure.

This work was partially supported by projects 263030 and 262952 of the Norwegian Research Council. The OSCAR detector was funded by the Norwegian Research Council project 245882.

Appendix A. Supplementary material

Supplementary material related to this article can be found online at <https://doi.org/10.1016/j.physletb.2021.136206>.

References

- [1] M. Arnould, S. Goriely, K. Takahashi, *Phys. Rep.* 450 (2007) 97.
- [2] G. Aliberti, G. Palmiotti, M. Salvatores, T.K. Kim, T.A. Taiwo, M. Anitescu, I. Kodeli, E. Sartori, J.C. Bosq, J. Tommasi, *Ann. Nucl. Energy* 33 (2006) 700.
- [3] G. Aliberti, G. Palmiotti, M. Salvatores, C.G. Stenberg, *Nucl. Sci. Eng.* 146 (2004) 13.
- [4] W. Hauser, H. Feshbach, *Phys. Rev.* 87 (1952) 366.
- [5] For discrete level scheme data, see the ENSDF database at <https://www.nndc.bnl.gov/ensdf/>.
- [6] For neutron and proton resonance data, see the RIPL-3 database at <https://www-nds.iaea.org/RIPL-3/>.
- [7] T. Dössing, S. Åberg, *Eur. Phys. J. A* 55 (2019) 249.
- [8] V.M. Strutinsky, A.G. Magner, S.R. Ofengenden, T. Dössing, *Z. Phys. A* 283 (1977) 269–285.
- [9] S. Bjørnholm, A. Bohr, B. Mottelson, *Proc. Third IAEA Symp. Phys. Chem. Fission* (1973) 367–372.
- [10] A. Bohr, B.R. Mottelson, *Nuclear Structure*, vol. 1, Benjamin, New York, 1969.
- [11] A.V. Ignatyuk, K.K. Istekov, G.N. Smirenkin, *Yad. Fiz.* 29 (1979) 875, *Sov. J. Nucl. Phys.* 29 (1979) 450.
- [12] R. Capote, et al., *Nucl. Data Sheets* 110 (2009) 3107.
- [13] H.A. Bethe, *Phys. Rev.* 50 (1936) 332–341.
- [14] W. Dilg, W. Schantl, H. Vonach, M. Uhl, *Nucl. Phys. A* 217 (1973) 269.
- [15] A. Gilbert, A.G.W. Cameron, *Can. J. Phys.* 43 (1965) 1446.
- [16] T. von Egidy, D. Bucurescu, *Phys. Rev. C* 72 (2005) 044311; T. von Egidy, D. Bucurescu, *Phys. Rev. C* 73 (2006), 049901(E).
- [17] A.J. Koning, S. Hilaire, S. Goriely, *Nucl. Phys. A* 810 (2008) 13.
- [18] S. Hilaire, S. Goriely, *Nucl. Phys. A* 779 (2006) 63–81.
- [19] S. Hilaire, M. Girod, S. Goriely, A.J. Koning, *Phys. Rev. C* 86 (2012) 1.
- [20] H. Uhrenholt, S. Åberg, A. Dobrowolski, Th. Dössing, T. Ichikawa, P. Møller, *Nucl. Phys. A* 913 (2013) 127.
- [21] C. Özen, Y. Alhassid, H. Nakada, *Phys. Rev. Lett.* 110 (2013) 042502.
- [22] Y. Alhassid, G.F. Bertsch, C.N. Gilbreth, H. Nakada, *Phys. Rev. C* 93 (2016) 044320.
- [23] A.R. Junghans, M. de Jong, H.-G. Clerc, A.V. Ignatyuk, G.A. Kudyaev, K.-H. Schmidt, *Nucl. Phys. A* 629 (1998) 635.
- [24] K.O. Ay, et al., *J. Phys. Conf. Ser.* 766 (2016) 012027.
- [25] M. Guttormsen, A. Bürger, T.E. Hansen, N. Lietaer, *Nucl. Instrum. Methods Phys. Res., Sect. A* 648 (2011) 168.
- [26] M. Guttormsen, A. Atac, G. Løvhøiden, S. Messelt, T. Ramsøy, J. Rekstad, T.F. Thorsteinsen, T.S. Tveter, Z. Zelazny, *Phys. Scr. T* 32 (1990) 54.
- [27] See the Supplemental Material for further details on the experimental set-up, extraction of level density, choice of deformation parameters and the calculation of SMMC level and state densities.
- [28] A. Schiller, L. Bergholt, M. Guttormsen, E. Melby, J. Rekstad, S. Siem, *Nucl. Instrum. Methods Phys. Res., Sect. A* 447 (2000) 494.
- [29] J.E. Midtbø, et al., *Comput. Phys. Commun.* 262 (2021) 107795.
- [30] M. Guttormsen, T.S. Tveter, L. Bergholt, F. Ingebretsen, J. Rekstad, *Nucl. Instrum. Methods Phys. Res., Sect. A* 374 (1996) 371.
- [31] M. Guttormsen, T. Ramsøy, J. Rekstad, *Nucl. Instrum. Methods Phys. Res., Sect. A* 255 (1987) 518.
- [32] Oslo Method Software v1.1.4, <https://doi.org/10.5281/zenodo.3897468>, 2020.
- [33] D.M. Brink, *Doctoral Thesis*, Oxford University, 1955.
- [34] P.A.M. Dirac, *The quantum theory of emission and absorption of radiation*, *Proc. R. Soc. Lond. A* 114 (1927) 243.
- [35] E. Fermi, *Nuclear Physics*, University of Chicago Press, 1950.
- [36] Data from the NNDC on-Line Data Service database available at <http://www.nndc.bnl.gov/nudat2/>.
- [37] S.F. Mughabghab, *Atlas of Neutron Resonances*, 6th ed., Elsevier Science, Amsterdam, 2018.
- [38] H.A. Bethe, *Rev. Mod. Phys.* 9 (1937) 69.
- [39] T. Ericson, *Adv. Phys.* 9 (1960) 425.
- [40] B. Pritychenko, et al., *At. Data Nucl. Data Tables* 107 (2016) 1–139.
- [41] G.H. Lang, C.W. Johnson, S.E. Koonin, W.E. Ormand, *Phys. Rev. C* 48 (1993) 1518.
- [42] Y. Alhassid, D.J. Dean, S.E. Koonin, G. Lang, W.E. Ormand, *Phys. Rev. Lett.* 72 (1994) 613.
- [43] For a recent review, see Y. Alhassid, in: K.D. Launey (Ed.), *Emergent Phenomena in Atomic Nuclei from Large-Scale Modeling: a Symmetry-Guided Perspective*, World Scientific, Singapore, 2017, pp. 267–298.
- [44] Y. Alhassid, L. Fang, H. Nakada, *Phys. Rev. Lett.* 101 (2008) 082501.
- [45] C. Özen, Y. Alhassid, H. Nakada, *Phys. Rev. C* 91 (2015) 034329.
- [46] Y. Alhassid, S. Liu, H. Nakada, *Phys. Rev. Lett.* 99 (2007) 162504.
- [47] Y. Alhassid, M. Bonett-Matiz, S. Liu, H. Nakada, *Phys. Rev. C* 92 (2015) 024307.
- [48] Y. Alhassid, C. Özen, H. Nakada, *Nucl. Data Sheets* 118 (2014) 233.
- [49] M. Guttormsen, et al., *Eur. Phys. J. A* 51 (2015) 170.
- [50] L.G. Moretto, A.C. Larsen, F. Giacoppo, M. Guttormsen, S. Siem, A.V. Voinov, *arXiv:1406.2642 [nucl-th]*, 2014.
- [51] L.G. Moretto, A.C. Larsen, F. Giacoppo, M. Guttormsen, S. Siem, *J. Phys. Conf. Ser.* 580 (2015) 012048.
- [52] D. Pandit, et al., *Phys. Rev. C* 97 (2018), 041301(R).
- [53] T. Ericson, *Nucl. Phys.* 11 (1959) 481.
- [54] K.L. Malatji, et al., *Phys. Rev. C* 103 (2021) 014309.
- [55] P. Fanto, Y. Alhassid, G.F. Bertsch, *Phys. Rev. C* 96 (2017) 014305.