

RESEARCH

Open Access

Patients Referred to a Norwegian Trauma Centre: effect of transfer distance on injury patterns, use of resources and outcomes

Thomas Kristiansen^{1,2,3*}, Hans M Lossius^{1,4}, Kjetil Søreide^{4,5}, Petter A Steen^{2,6}, Christine Gaarder³ and Pål A Næss³

Abstract

Background: Triage and interhospital transfer are central to trauma systems. Few studies have addressed transferred trauma patients. This study investigated transfers of variable distances to OUH (Oslo University Hospital, Ullevål), one of the largest trauma centres in Europe.

Methods: Patients included in the OUH trauma registry from 2001 to 2008 were included in the study. Demographic, injury, management and outcome data were abstracted. Patients were grouped according to transfer distance: ≤ 20 km, 21-100 km and > 100 km.

Results: Of the 7.353 included patients, 5.803 were admitted directly, and 1.550 were transferred. The number of transfers per year increased, and there was no reduction in injury severity during the study period. Seventy-six per cent of the transferred patients were severely injured. With greater transfer distances, injury severity increased, and there were larger proportions of traffic injuries, polytrauma and hypotensive patients. With shorter distances, patients were older, and head injuries and injuries after falls were more common. The shorter transfers less often activated the trauma team: ≤ 20 km -34%; 21-100 km -51%; > 100 km -61%, compared to 92% of all directly admitted patients. The mortality for all transferred patients was 11%, but was unequally distributed according to transfer distance.

Conclusion: This study shows heterogeneous characteristics and high injury severity among interhospital transfers. The rate of trauma team assessment was low and should be further examined. The mortality differences should be interpreted with caution as patients were in different phases of management. The descriptive characteristics outlined may be employed in the development of triage protocols and transfer guidelines.

Keywords: Injury, Trauma System, Interhospital Transfer, Norway

Background

The formalisation of trauma management has been associated with increased survival for injured patients, and trauma systems implementation is gaining momentum [1-5]. An important concept of trauma systems is to triage the most severely injured patients to a regional trauma centre, while patients not requiring this level of resources are managed at the nearest acute care hospital [6]. This necessitates effective prehospital triage and

interhospital transfer; thus, these processes are key quality indicators of the trauma system [7,8].

Few European studies have addressed the population of transferred trauma patients. It has been reported that these patients are more often severely injured and in need of acute surgical or airway management than directly admitted patients [9-13].

Scandinavian trauma systems are in an immature state [14]. Consequently, pre- and interhospital transfer triage lacks specific guidelines. In some Scandinavian regions, the distance between the injury location and the nearest regional trauma centre may be great, and prehospital transport is often influenced by weather and topographical considerations [15,16]. This increases the role of

* Correspondence: thomas.kristiansen@norskluftambulans.no

¹Department of Research, Norwegian Air Ambulance Foundation, Drøbak, Norway

Full list of author information is available at the end of the article

local hospitals in resuscitating, stabilising and promptly transferring severely injured patients to higher levels of care [11]. The optimal time range for direct trauma centre admission vs. initial stabilisation at local hospitals is, however, yet to be determined.

Trauma patients transferred between hospitals are susceptible to inappropriate management at many levels of care; yet, this group of patients has received limited attention in trauma research. Consequently, we wanted to investigate the patterns of trauma transfer and describe the characteristics of patients transferred to one of the largest trauma centres in Northern Europe from hospitals within three regions of increasing transfer distance.

Methods

Trauma Services

Oslo University Hospital Ullevål (OUH) is the primary trauma centre for the one million inhabitants of Oslo and the surrounding municipality and is the referral trauma centre for the additional 1.7 million people in the mixed urban and rural parts of south-eastern Norway. The OUH is the only trauma hospital with neurosurgical services in this part of the country.

There were no formalised requirements for trauma competencies in the referring hospitals during the study period. However, increasing numbers of Norwegian hospitals have multidisciplinary trauma teams [17,18]. Great variation in the criteria for trauma team activation among hospitals has been reported [19]; the criteria for OUH were described previously [20]. In 2006, only four hospitals nationally had triage guidelines for interhospital transfer [18].

Paramedic-manned ground ambulances transport patients that are not transferred by helicopter emergency medical services (HEMS). Three HEMS bases with four helicopters are located in the southeast region of Norway; one is located within the trauma centre's primary catchment area. This HEMS base operates two helicopters, with one used mainly for interhospital transfers. There is also one military search and rescue helicopter base located in the region. All HEMS are staffed with certified anaesthesiologists or senior specialists-in-training. In Norway, only physicians perform prehospital endotracheal intubation on trauma patients.

Patients and inclusion criteria

A trauma registry has been maintained at OUH since the year 2000, and demographic and clinical data on patients with moderate to severe injuries admitted to the trauma centre are prospectively recorded according to predetermined inclusion criteria: patients with Injury Severity Score (ISS) ≥ 9 , torso and proximal penetrating injuries and any admissions activating the multidisciplinary

trauma team [21]. Patients transferred > 24 hours after injury are not included in the registry unless the trauma team is activated. Patients admitted to OUH are admitted directly from the scene of injury, transferred from other hospitals or admitted via a primary health care casualty clinic located in central Oslo, 3 km from OUH. The casualty clinic manages minor trauma and is not staffed or equipped at hospital level. Patients initially managed at the casualty clinic were therefore not included in this study.

All patients from the trauma registry admitted to the trauma centre after transfer from other hospitals or directly admitted to the trauma centre between January 1, 2001 and December 31, 2008 were included.

Definitions

Patient demographics and clinical characteristics

Injuries were coded according to the Abbreviated Injury Severity Scale (AIS) 1990 update 98 [22]. The ISS [23] and New Injury Severity Score (NISS) [24] were both included to allow comparison with other studies and optimal description of injury severity according to updated recommendations [25]. An injury was defined as penetrating if the injury with the highest AIS score was penetrating. The classifications "Head injury", "Spinal injury", "Thoracic injury" and "Abdominal/pelvic injury" included patients with AIS scores ≥ 3 in the respective anatomical region. "Polytrauma" included patients with AIS ≥ 3 injuries in two or more body regions based on the definition by Butcher et al. [26].

Injury mechanism categories included were "Transport", "Falls" and "Assaults". Not all injuries were assigned one of these three mechanisms; thus, the sums from each category do not correspond to the total.

The physiological variables were documented from the trauma centre emergency department records. To enable the inclusion of intubated and anaesthetised patients, prehospital data and data recorded at the transferring institution were used as described by Skaga et al. [27]. Where these data were missing, clinical notes were assessed and cases with altered consciousness were assigned a Glasgow coma scale score (GCS) of 8, while alert patients were assigned GCS of 15. Where no information was available, a GCS of 15 was assigned. Trauma team activation (TTA) described whether the multi-disciplinary trauma team was activated by a trauma call. The team may be activated prior to or during the patient's emergency department stay. Intubation described patients anaesthetised and endotracheally intubated prior to arriving at the emergency department. Transport by HEMS included patients who were secondarily transported by the HEMS services. The paediatric age group included patients aged 15 years or younger at the time of admission. The use of resources was

described according to the Utstein definitions [25]. Mortality included deaths up to 30 days after injury.

Transfer distance

Transfers to OUH were grouped according to the distances by ground from the primary hospital. This was based on the *a-priori* hypothesis that the categories would yield groups of patients with dissimilar demographic and clinical characteristics. The distinctions were also regarded as purposeful in the interhospital transfer context. The hospitals were grouped in three separate distance intervals: 0-20, 21-100 and > 100 km. The 0-20 km group included hospitals within Oslo and the adjacent municipality, which is the primary catchment area of OUH for major trauma. The hospitals within the 21-100 km radius of OUH represented an uptake area in which primary admission to OUH by road transport may be an alternative to interhospital transfer [28], while this alternative may become less feasible for unstable patients in the > 100 km zone. The > 100 km category represented long-distance transfers, and the use of HEMS was expected to be higher within this group.

Study - time periods

To assess admission trends, some analyses were based on data in the first vs. the second half of the study period. This division was made arbitrarily to allow a detailed description of temporal changes by comparing two equally sized observational periods.

Study ethics

The study was approved by the Regional Ethics Committee (ref.no.2009/344)

Statistical Analysis

Mann Whitney U and Kruskal-Wallis-tests were used to compare two and more than two groups of patients, respectively. Results are presented as medians with inter-quartile ranges (IQR). χ^2 tests were used for categorical data. Mortality was compared using logistic regression and reported as an odds ratios (OR) with a 95% confidence interval (95% CI). Trends were assessed by simple linear regression with distance, age and the number of admissions per year as continuous values.

Relative increase refers to the increase in the median annual number of admissions in the second half of the study period relative to number of admissions in the first half.

Statistical Package for the Social Sciences, v.15.0 (SPSS, Inc., Chicago, IL) software was used for analysis and statistical significance was set at $p < .05$.

Results

In total, 8.129 patients were included in the OUH trauma registry during the study period. For < 1% ($n=78$) of patients, data concerning the primary hospital were missing. In total, 698 patients were admitted from

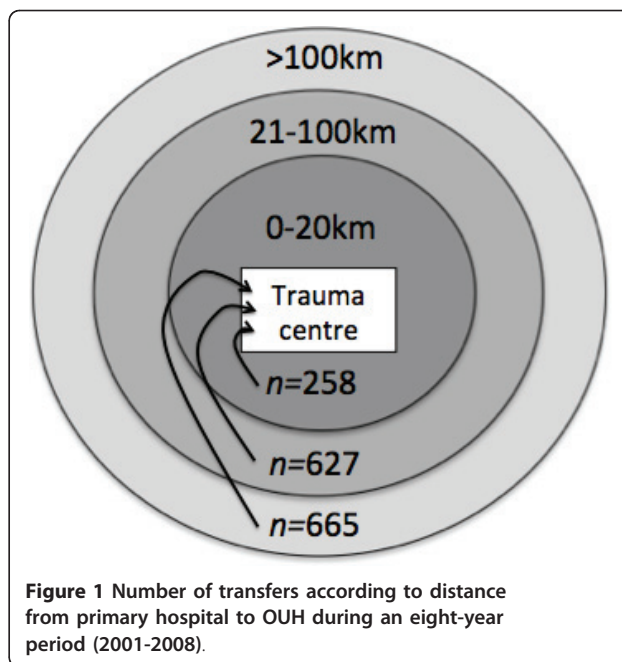


Figure 1 Number of transfers according to distance from primary hospital to OUH during an eight-year period (2001-2008).

a primary health care casualty clinic and did not meet the inclusion criteria for the study, leaving 7.353 patients for further analysis. Of these, 5.803 were admitted directly from the scene of the accident, and 1.550 were transferred from 29 hospitals with a median transfer distance of 98 km (IQR: 51 km - 241 km) (Figure 1).

The demographics and injury descriptions of all transferred patients vs. the directly admitted trauma patients are given in Table 1.

Age

A significant variation in age was found between the subgroups of hospital transfers (Figure 2) ($p < .001$, df: 2). Age was inversely related to transfer distance with a 3.7 (95% CI: 2.3-5.1) -year age decrease for each 100 km travelled (p for trend < .001). However, the proportion of patients in the paediatric age group was not significantly different among the different transfer groups ($p = .134$, df: 2). The median age of patients transferred after fall injuries was 25 years above the median for other transferred patients (56 (IQR: 30-71) vs. 31 (IQR: 19-48) $p < .001$).

Mechanism of injury

The mechanism of injury varied according to the transfer distance (Figure 3).

Patients transferred from > 20 km were involved in transport accidents 1.8 times more often than those transferred from closer areas ($p < .001$). In contrary, assaults were 2.2 times more common within the 20 km radius ($p = .001$). Fall injuries were also significantly

Table 1 Demographic and injury characteristics for 1550 patients transferred from other hospitals, and 5803 patients directly admitted, to OUH.

	Transfer	Direct	<i>p</i> =
Total <i>n</i>	1550	5803	
Age [#]	39 (21-60)	33 (22-48)	< .001
Paediatric <i>n</i> (%)	192 (12.4)	669 (11.5)	.356
Male <i>n</i> (%)	1113 (71.8)	4159 (71.7)	.961
ISS	21 (16-26) [§]	10 (4-19) [§]	< .001
NISS	27 (19-41) [§]	11 (4-27) [§]	< .001
SBP*	127 (110-145) [§]	134 (115-150) [§]	< .001
Hypotensive <i>n</i> (%)*	94 (6.6)	301 (5.4)	.087
GCS	15 (9-15) [§]	15 (13-15) [§]	< .001
GCS ≤8 <i>n</i> (%)	374 (24.1)	850 (14.6)	< .001
Penetrating Injury <i>n</i> (%)	60 (3.9)	571 (9.8)	< .001
Head Injury <i>n</i> (%)	883 (57.0)	1366 (23.5)	< .001
Spinal Injury <i>n</i> (%)	360 (23.2)	471 (8.1)	< .001
Thoracic Injury <i>n</i> (%)	394 (25.4)	1190 (20.5)	< .001
Abd/Pelvic Injury <i>n</i> (%)	171 (11.0)	385 (6.6)	< .001
Polytrauma <i>n</i> (%)	492 (31.7)	1140 (19.6)	< .001

Abbreviations denotes:

ISS, Injury Severity Score; NISS, New Injury Severity Score; SBP, Systolic Blood Pressure; GCS, Glasgow Coma Scale score,

[#] 0+5 cases had missing data on age. These were excluded from percentages and statistical analysis for age.

*129+268 cases missing data for SBP. These were excluded from percentages and statistical analysis for SBP.

[§] median (IQR)

more common in patients from hospitals closer to the trauma centre (*p* < .001).

Type of injury

Four per cent of the transferred patients sustained penetrating injuries, with no difference according to transfer

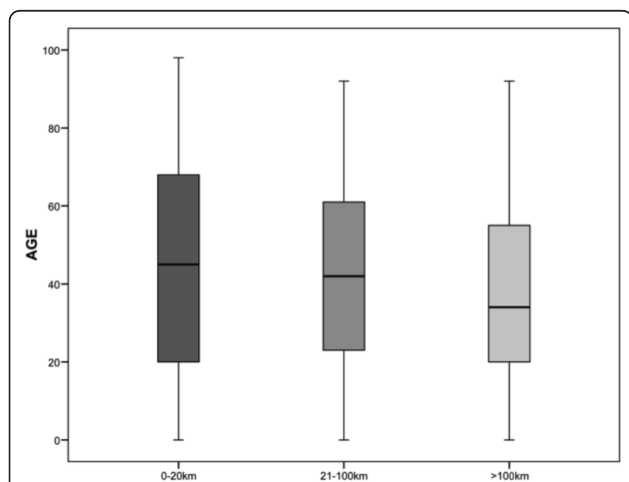


Figure 2 Median age of transferred patients according to distance from primary hospital to OUH.

distance (table 2). One in three patients transferred from hospitals > 20 km from OUH were polytraumatised. This was twice the proportion of polytrauma seen within the 20 km radius (*p* < .001).

More than two out of three transferred patients from hospitals within 20 km suffered from head injuries, a significantly higher proportion than patients from the more remote hospitals (*p* < .001). Injuries to other anatomical regions were more frequent, and injury severity scores were higher for patients in the two more remote groups (Table 2).

Physiological parameters

Median systolic blood pressure decreased with increasing transfer distance (Table 3). The proportion of patients with a SBT < 90 mmHg was more than double in the two more remote groups combined vs. the ≤ 20 km group (*p* = .037).

GCS scores were evenly distributed between the groups (Table 3). A higher proportion of patients from the more remote hospitals were endotracheally intubated before being transferred (Table 4), and if these were excluded, significantly more patients had GCS ≤ 8 among the ≤ 20 km referrals compared to the two more remote groups (9 of 177 vs. 3 of 638; *p* < .001).

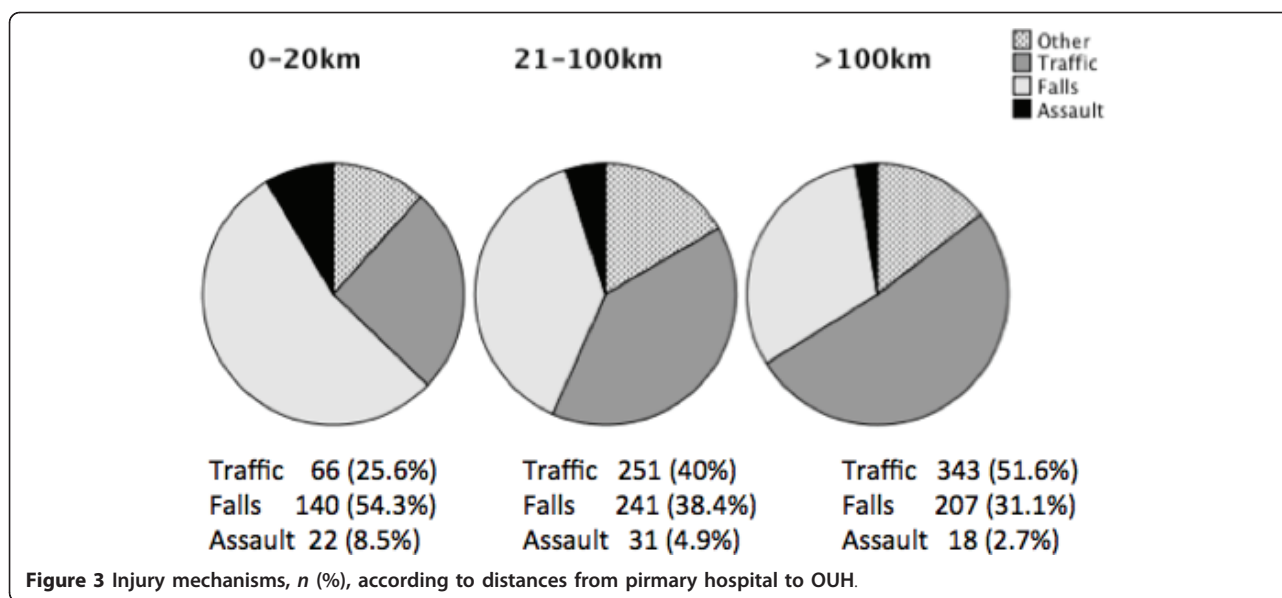
Resources and Trends

In total, the transferred patients required 12.589 days of hospital stay, 8.959 days in the ICU and spent 5.397 days on mechanical ventilation during the eight-year period. The use of resources was significantly higher for those transferred from the more remote hospitals (Table 4).

The number of transfers increased by 11.7 per year (95% CI 5.8-17.6; *p* for trend = .003) (Figure 4), and there was a 36% relative increase in the median annual number of transferrals in the second half of the study period (*p* = 0.029). The 21-100 km group had the largest relative increase: 44% (*p* = 0.029). The increased number of admissions was not associated with a reduced injury severity. The median ISS and NISS tended to be higher for the second half of the study period (21 vs. 20 and 29 vs. 27), but this did not reach statistical significance (ISS *p* = .376; NISS *p* = .105).

Management and Outcomes

The multidisciplinary trauma team was activated for 52% of all transferred patients (Table 4). The corresponding number for the directly admitted patients was 92% (5341 of 5803). When comparing the 21-100 km with the > 100 km groups, the latter were received by the trauma team significantly more often (*p* < .001) while there were no significant injury score differences (ISS: *p* = .732; NISS: *p* = .545).



Patients in the 0-20 km group were received by the trauma team the least often. For patients with severe injuries (ISS > 15), the trauma team was activated only half as frequently for transfers within 20 km (58 of 183 vs. 583 of 989) when compared to the other groups. Thus, the trauma team was not activated for more than two out of three severely injured patients within this group.

The proportion of patients managed by HEMS increased with increasing transfer distance (Table 4).

Table 2 Injury severity, injury type and body region of injury in transferred trauma patients.

Characteristics	Transfer Distance			p =
	< 20 km	21-100 km	> 100 km	
Patients n	258	627	665	
Penetrating inj n (%)	9 (3.5)	27 (4.3)	24 (3.6)	.762
ISS	17 (14-25) [§]	21 (16-26) [§]	21 (16-29) [§]	<.001
NISS	26 (17-35) [§]	29 (21-41) [§]	27 (20-41) [§]	.004
Head inj n (%)	174 (67.4)	360 (57.4)	349 (52.5)	<.001
Spinal inj n (%)	40 (15.5)	139 (22.2)	181 (27.2)	.001
Thoracic inj n (%)	31 (12.0)	167 (26.6)	196 (29.5)	<.001
Abdominal/Pelvic inj n (%)	12 (4.7)	83 (13.2)	76 (11.4)	.001
Polytrauma n (%)	44 (17.1)	212 (33.8)	236 (35.5)	<.001

Abbreviations denotes:

ISS, Injury Severity Score; NISS, New Injury Severity Score.

χ²-test performed with 2 degrees of freedom.

[§] median (IQR)

These patients were also more severely injured compared to the non-HEMS transferred, with ISS 25 vs. 17 (*p* < .001) and NISS 34 vs. 27 (*p* < .001). Fifty nine per cent (378 of 645) of patients transferred by HEMS were intubated prior to arriving at the trauma centre vs. 26% of non-HEMS transfers, and 71% (460 of 646) were handed over to the trauma team vs. 39% of non-HEMS transfers.

Overall, the mortality of the transferred patients was 10.6% (Table 4), and it was lower in the > 100 km transfers than in the ≤ 100 km transfers (*p* = .003). The median age of patients that died in the ≤ 100 km group was 67.5 years (IQR: 45.25-79), which was 20 years older than the > 100 km transfers (47 years (IQR: 21-65)).

When assessing the mortality for patients transferred > 100 km vs. < 100 km with a logistic regression analysis adjusted for age and NISS, the mortality was lower

Table 3 Vital parameters on arrival at trauma centre.

Characteristics	Transfer Distance			p =
	< 20 km	21-100 km	> 100 km	
Total n	258	627	665	
SBP *	134.5 (112-150) [§]	129 (110-145) [§]	125 (110-140) [§]	.001
SBP < 90 mmHg n (%) [*]	7 (2.7)	43 (6.9)	44 (6.6)	.076
GCS	15 (10-15) [§]	15 (9-15) [§]	15 (8-15) [§]	.476
GCS ≤ 8	54 (20.9)	153 (24.4)	167 (25.1)	.403

Abbreviations denotes:

SBP, Systolic Blood Pressure; GCS, Glasgow Coma Scale-score.

χ²-test performed with 2 degrees of freedom.

* 36, 48 and 45 cases with missing data on SBP, respectively. These are excluded from percentage and statistical analysis for SBP and SBP < 90.

[§] median (IQR)

Table 4 Resource use and outcome measures for transferred patients according to distance from trauma centre.

Characteristics	Transfer Distance			p =
	< 20 km	21-100 km	> 100 km	
Total n	258	627	665	
TTA n (%)	88 (34.1)	318 (50.7)	402 (60.5)	<.001
Intubation n(%)*	51 (19.8)	252 (40.3)	312 (47)	<.001
HEMS n (%)	30 (11.6)	212 (33.8)	404 (60.8)	<.001
ICU admission n (%)	227 (88)	564 (90)	625 (94)	.004
Days in ICU	2 (1-4) [§]	3 (2-8) [§]	4 (2-8) [§]	<.001
Days on Respirator	0 (0-2) [§]	0 (0-4) [§]	2 (0-5) [§]	<.001
Days in Trauma Centre	5 (3-9) [§]	6 (3-10) [§]	6 (4-11) [§]	.002
Mortality n (%)	31 (12)	81 (12.9)	53 (8)	.012

Abbreviations denotes:

TTA, trauma team activation; HEMS, helicopter emergency medical system (patients transported by rotor-wing); ICU, intensive care unit

χ^2 -test performed with 2 degrees of freedom.

* 0, 1 and 1 cases with missing data on intubation status. These are excluded from percentage and statistical analysis for SBP and Hypotension.

[§] median (IQR)

in the > 100 km group than in the < 100 km group with an OR of 0.60 (95% CI 0.40-0.90 $p = .014$). The corresponding regression output when adjusting for age and ISS gives an OR of 0.57 (95% CI 0.39-0.83 $p = .004$).

Discussion

A well-functioning interhospital transfer of patients is crucial for a trauma system, and the structure of the transfer process may serve as a quality indicator for regional trauma care [7,29]. We found an increasing

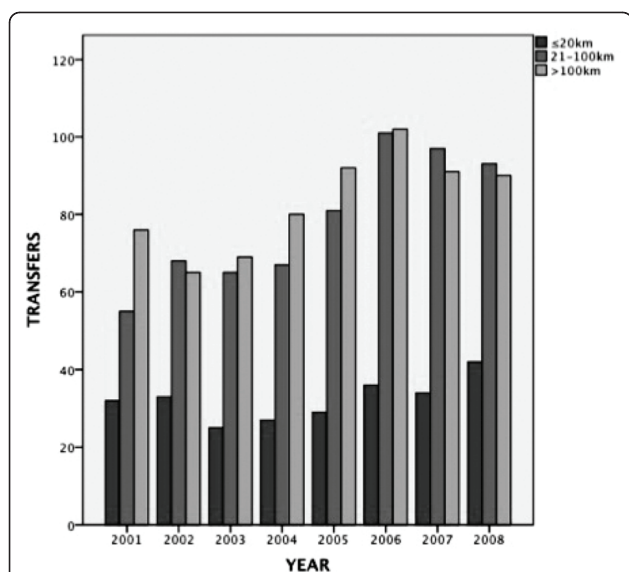


Figure 4 Number of transfers per year by transfer distance to trauma centre from 2001 to 2008.

trend for hospitals to refer injured patients to the trauma referral centre, indicating an informal process of trauma care centralisation during the study period. While polytrauma after traffic accidents were more common with longer transfer distances, the hospitals closer to OUH referred more elderly patients suffering head injuries after falls.

Three of four transferred patients in this study were severely injured (ISS > 15). However, the trauma team was summoned for only approximately half of all transfers and one third of the shorter transfers. This is in line with other Norwegian studies reporting less frequent trauma team activation for transferred patients [9,10,30]. Although there is no evidence that this practice led to suboptimal care in this study, the tendency to bypass the trauma team for transferred patients, especially from hospitals in the vicinity of the trauma centre, deserves further attention.

The outcome differences found in our study, with a higher mortality for ≤ 100 km transfers distances, may reflect the unequal phases of care for the different groups of patients when arriving at the trauma centre. As this study is based on data from the OUH trauma registry, the insufficient data capture on the time of injury is a limitation, and information on patients *not* transferred from the referring hospitals is needed to validly estimate the effect of transfer on the different groups. Regional or national trauma registries are needed to capture the complete transfer process [29]. There is probably also a *healthy enough for transfer* selection bias that is more pronounced in the peripheral regions. The reduction in average patient age with a longer transfer distance may also reflect such a selection of patients; as the transport distances increase, interhospital transfers after severe trauma may only be feasible for the younger and most resilient patients.

The importance of a systematic prehospital triage and effective transfer process has been highlighted in numerous studies [7,8,31,32]. Recent US field triage guidelines contain numerous criteria that directly triage patients to trauma centres [33], but for areas with long transport distances, the US recommendations are not specific [6,33,34]. Australian guidelines [28,35] allow up to 30 minutes excess transport time for direct triage to the trauma centre. By these standards, the long-distance transfers in our study (> 100 km) are in agreement with the recommendations, as a high proportion of patients were severely injured, and the transport time from the injury site to the trauma centre was more than 30 min. On the contrary, the closest transfers (≤ 20 km) to OUH are, by these definitions, initially undertriaged when brought to a non-trauma centre hospital. Studies have shown the importance of HEMS service and adequate advanced life support procedures for long-distance

transfers [36,37]. For short-distance transfers, the triage protocols and interhospital transfer guidelines associated with trauma system implementation have been shown to reduce such undertriage and improve survival in other urban areas [8]. A Danish study showed more appropriate hospital admissions with the employment of prehospital physicians [38]. Protocols for direct triage to the trauma centre, bypassing local hospitals when the injury is suspected to be severe, are currently being implemented in the urban vicinity of OUH. This study indicates that such measures may allow a greater proportion of head-injured and elderly patients to receive earlier access to specialised trauma care.

The major challenge for developing triage protocols and transfer guidelines may lie in the group of intermediate transfer distances (21-100 km). According to trauma system recommendations [39], trauma centres in cooperation with referring hospitals should use available evidence and map available resources to develop written agreements to guide the flow of patients. The descriptive characteristics presented in this and future studies should form part of that evidence base.

Conclusion

The interhospital transfer of patients to higher levels of care is a key process in trauma systems. We identified the characteristics of patients with short, intermediate and long transfer distances to a trauma referral centre, and we found heterogeneous demographic and clinical characteristics as a function of transfer distance. Prehospital triage protocols for areas close to the trauma centre and guidelines for the conduct of long-distance transfers are important components of trauma systems and are currently being developed in our region. Further studies are required to determine the optimal initial management of intermediate distance transfers.

List of abbreviations

OUH: Oslo University Hospital; HEMS: Helicopter Emergency Medical Services; ISS: Injury Severity Score; AIS: Abbreviated Injury Severity Scale; NISS: New Injury Severity Score; GCS: Glasgow Coma Scale Score; TTA: Trauma Team Activation; OR: Odds Ratios; CI: Confidence Interval; SPSS: Statistical Package for the Social Sciences; IQR: Interquartile Range

Acknowledgements

The authors would like to thank trauma registrar Morten Hestnes for his help with registry data extraction and data interpretation and board members of the OUH Trauma Registry, Nils Oddvar Skaga and Torsten Eken, for valuable aid in interpretation of the registry data. The authors would like to thank Tron Anders Moger, Dept of Biostatistics, Univ of Oslo, for valuable statistical advice.

Author details

¹Department of Research, Norwegian Air Ambulance Foundation, Drøbak, Norway. ²Faculty of Medicine, University of Oslo, Oslo, Norway. ³Department of Traumatology, Oslo University Hospital - Ullevål, Oslo, Norway. ⁴Department of Surgical Sciences, University of Bergen, Bergen, Norway.

⁵Department of Surgery, Stavanger University Hospital, Stavanger, Norway. ⁶Prehospital Division, Oslo University Hospital - Ullevål, Oslo, Norway.

Authors' contributions

The corresponding author hereby states, on behalf of all authors, that all authors have contributed substantially to the work of this manuscript. All authors have contributed to the planning and conduct of the study, the interpretation of the results and the continuous revising of the article. TK and HML had the initial idea for the study. TK, PAN and HML have finalized the study design. TK has established the data file, conducted the analysis, reviewed the literature and drafted the initial manuscript. TK, KS and HML have drafted the final manuscript. All authors have contributed to, proof read and approved the final version of the manuscript.

Competing interests

The authors declare that they have no competing interests.

Received: 13 April 2011 Accepted: 16 June 2011

Published: 16 June 2011

References

1. Celso B, Tepas J, Langland-Orban B, Pracht E, Papa L, Lottenberg L, Flint L: **A systematic review and meta-analysis comparing outcome of severely injured patients treated in trauma centers following the establishment of trauma systems.** *J Trauma* 2006, **60**:371-378, discussion 378.
2. Kuhne CA, Mand C, Sturm J, Lackner CK, Kunzel A, Siebert H, Ruchholtz S: **[The Trauma Network of the German Society for Trauma 2009].** *Unfallchirurg* 2009.
3. Cameron PA, Gabbe BJ, Cooper DJ, Walker T, Judson R, McNeil J: **A statewide system of trauma care in Victoria: effect on patient survival.** *Med J Aust* 2008, **189**:546-550.
4. Sturms LM, Hoogeveen JM, Le Cessie S, Schenck PE, Pahlplatz PV, Hogervorst M, Jukema GN: **Prehospital triage and survival of major trauma patients in a Dutch regional trauma system: relevance of trauma registry.** *Langenbecks Arch Surg* 2006, **391**:343-349.
5. Davenport RA, Tai N, West A, Bouamra O, Aylwin C, Woodford M, McGinley A, Lecky F, Walsh MS, Brohi K: **A major trauma centre is a specialty hospital not a hospital of specialties.** *Br J Surg* 97:109-117.
6. American College of Surgeons: *Resources for optimal care of the injured patient 2006* Chicago, IL; 2006.
7. Harrington DT, Connolly M, Biffl WL, Majercik SD, Cioffi WG: **Transfer times to definitive care facilities are too long: a consequence of an immature trauma system.** *Ann Surg* 2005, **241**:961-966, discussion 966-968.
8. Mullins RJ, Veum-Stone J, Hedges JR, Zimmer-Gembeck MJ, Mann NC, Southard PA, Helfand M, Gaines JA, Trunkey DD: **Influence of a statewide trauma system on location of hospitalization and outcome of injured patients.** *J Trauma* 1996, **40**:536-545, discussion 545-536.
9. Kruger AJ, Hesselberg N, Abrahamsen GT, Bartnes K: **[When should the trauma team be activated?].** *Tidsskr Nor Laegeforen* 2006, **126**:1335-1337.
10. Uleberg O, Vinjevoll OP, Eriksson U, Aadahl P, Skogvoll E: **Overtriage in trauma - what are the causes?** *Acta Anaesthesiol Scand* 2007, **51**:1178-1183.
11. Dehli T, Bagenholm A, Johnsen LH, Osbakk SA, Fredriksen K, Bartnes K: **[Seriously injured patients transferred from local hospitals to a university hospital.].** *Tidsskr Nor Laegeforen* 2010, **130**:1455-1457.
12. Meisler R, Thomsen AB, Abildstrom H, Guldstad N, Borge P, Rasmussen SW, Rasmussen LS: **Triage and mortality in 2875 consecutive trauma patients.** *Acta Anaesthesiol Scand* 2010, **54**:218-223.
13. Katsaragakis S, Drimousis PG, Kleidi ES, Toutouzias K, Lapidakis E, Papadakis G, Daskalakis K, Larentzakis A, Theodoraki ME, Theodorou D: **Interfacility transfers in a non-trauma system setting: an assessment of the Greek reality.** *Scand J Trauma Resusc Emerg Med* 18:14.
14. Kristiansen T, Soreide K, Ringdal KG, Rehn M, Kruger AJ, Reite A, Meling T, Naess PA, Lossius HM: **Trauma systems and early management of severe injuries in Scandinavia: review of the current state.** *Injury* 2010, **41**:444-452.
15. Langhelle A, Lossius HM, Silfvast T, Bjornsson HM, Lippert FK, Ersson A, Soreide E: **International EMS Systems: the Nordic countries.** *Resuscitation* 2004, **61**:9-21.
16. Sollid S, Munch-Ellingsen J, Gilbert M, Ingebrigtsen T: **Pre- and inter-hospital transport of severely head-injured patients in rural Northern Norway.** *J Neurotrauma* 2003, **20**:309-314.

17. Brattebo G, Wisborg T, Hoylo T: [Organization of trauma admissions at Norwegian hospitals]. *Tidsskr Nor Laegeforen* 2001, **121**:2364-2367.
18. Isaksen MI, Wisborg T, Brattebo G: [Organisation of trauma services—major improvements over four years]. *Tidsskr Nor Laegeforen* 2006, **126**:145-147.
19. Larsen KT, Uleberg O, Skogvoll E: Differences in trauma team activation criteria among Norwegian hospitals. *Scand J Trauma Resusc Emerg Med* 2010, **18**:21.
20. Rehn M, Eken T, Kruger AJ, Steen PA, Skaga NO, Lossius HM: Precision of field triage in patients brought to a trauma centre after introducing trauma team activation guidelines. *Scand J Trauma Resusc Emerg Med* 2009, **17**:1.
21. Hestnes M: The Trauma Registry Ullevål University Hospital. *Scand J Trauma Resusc Emerg Med* 2004, **12**:118-124.
22. American Association for the Advancement of Automotive Medicine: *The Abbreviated Injury Scale 1990 revision-Update 98* De Plains, IL: AAAM; 1998.
23. Baker SP, O'Neill B, Haddon W Jr, Long WB: The injury severity score: a method for describing patients with multiple injuries and evaluating emergency care. *J Trauma* 1974, **14**:187-196.
24. Lavoie A, Moore L, LeSage N, Liberman M, Sampalis JS: The New Injury Severity Score: a more accurate predictor of in-hospital mortality than the Injury Severity Score. *J Trauma* 2004, **56**:1312-1320.
25. Ringdal KG, Coats TJ, Lefering R, Di Bartolomeo S, Steen PA, Røise O, Handolin L, Lossius HM: The Utstein template for uniform reporting of data following major trauma: a joint revision by SCANTEM, TARN, DGU-TR and RITG. *Scand J Trauma Resusc Emerg Med* 2008, **16**:7, (28 August 2008).
26. Butcher N, Balogh ZJ: The definition of polytrauma: the need for international consensus. *Injury* 2009, **40**(Suppl 4):S12-22.
27. Skaga NO, Eken T, Steen PA: Assessing quality of care in a trauma referral center: benchmarking performance by TRISS-based statistics or by analysis of stratified ISS data? *J Trauma* 2006, **60**:538-547.
28. Injury Advisory Committee: *Better Practice Guidelines Interhospital Trauma Transfers* Liverpool City: South Western Sydney Area Health Service; 2001.
29. Lossius HM, Kristiansen T, Ringdal KG, Rehn M: Inter-hospital transfer: the crux of the trauma system, a curse for trauma registries. *Scand J Trauma Resusc Emerg Med* 2010, **18**:15.
30. Lossius HM, Langhelle A, Pillgram-Larsen J, Lossius TA, Soreide E, Laake P, Steen PA: Efficiency of activation of the trauma team in a Norwegian trauma referral centre. *Eur J Surg* 2000, **166**:760-764.
31. Zalstein S, Danne P, Taylor D, Cameron P, McLellan S, Fitzgerald M, Kossman T, Patrick I, Walker T, Cramer J, *et al*: The Victorian major trauma transfer study. *Injury* **41**:102-109.
32. Mullins RJ, Hedges JR, Rowland DJ, Arthur M, Mann NC, Price DD, Olson CJ, Jurkovich GJ: Survival of seriously injured patients first treated in rural hospitals. *J Trauma* 2002, **52**:1019-1029.
33. Sasser SM, Hunt RC, Sullivent EE, Wald MM, Mitchko J, Jurkovich GJ, Henry MC, Salomone JP, Wang SC, Galli RL, *et al*: Guidelines for field triage of injured patients. Recommendations of the National Expert Panel on Field Triage. *MMWR Recomm Rep* 2009, **58**:1-35.
34. American College of Surgeons: *Interfacility Transfer of Injured Patients: Guidelines for Rural Communities* Chicago, IL; 2002.
35. Victorian State Trauma System. [<http://www.health.vic.gov.au/trauma/index.htm>].
36. Mann NC, Pinkney KA, Price DD, Rowland D, Arthur M, Hedges JR, Mullins RJ: Injury mortality following the loss of air medical support for rural interhospital transport. *Acad Emerg Med* 2002, **9**:694-698.
37. Gomes E, Araujo R, Carneiro A, Dias C, Costa-Pereira A, Lecky FE: The importance of pre-trauma centre treatment of life-threatening events on the mortality of patients transferred with severe trauma. *Resuscitation* **81**:440-445.
38. Meisler R, Berlac PA: [Prehospital trauma triage before and after deployment of a physician-manned mobile emergency care unit in Nordsjaelland]. *Ugeskr Laeger* 2009, **171**:2548-2552.
39. American College of Surgeons: *Regional Trauma Systems: Optimal Elements, Integration, and Assessment Systems Consultation Guide* Chicago, IL; 2006.

doi:10.1186/1752-2897-5-9

Cite this article as: Kristiansen *et al*: Patients Referred to a Norwegian Trauma Centre: effect of transfer distance on injury patterns, use of resources and outcomes. *Journal of Trauma Management & Outcomes* 2011 **5**:9.

Submit your next manuscript to BioMed Central and take full advantage of:

- Convenient online submission
- Thorough peer review
- No space constraints or color figure charges
- Immediate publication on acceptance
- Inclusion in PubMed, CAS, Scopus and Google Scholar
- Research which is freely available for redistribution

Submit your manuscript at
www.biomedcentral.com/submit

